



Select one or more of these retailers to create your online Wishlist:

[The Home Depot](#)

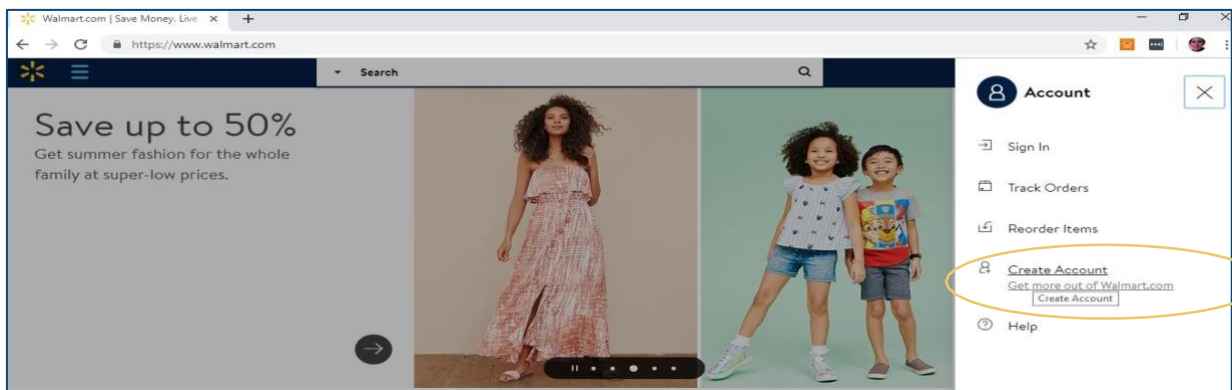
[Target](#)

[Walmart](#)

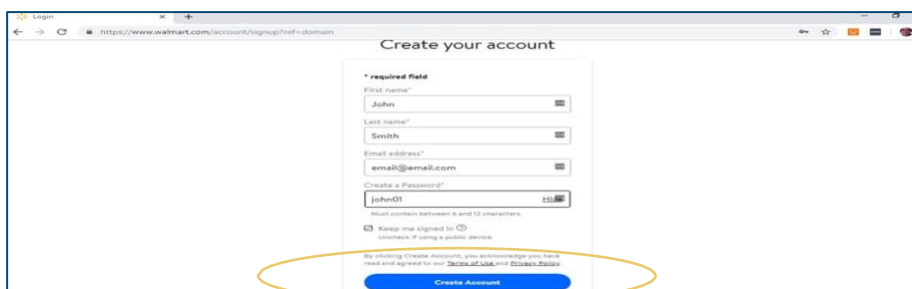
Please note the below limits for essential items:

- **Clothing:** US \$500 max per person
- **Toiletries/Bathroom Supplies:** US \$50 max per person
- **Beds:** 1 per couple/single individual/child
- **Mattresses:** 1 per bed
- **Furniture:** couch, chair, coffee table, dining table, 4 chairs, dresser (1 per bedroom)
- **Comforters:** 1 per bed
- **Bed Sheets:** 1 set per bed
- **Cookware:** 1 set
- **Cutlery/Crockery:** 1 set
- **Towels:** 1 set per person

1. First, create an account. Click on ACCOUNT and then click to CREATE AN ACCOUNT.
We've used Walmart as an example, but the process is similar for any of the retailers listed above.

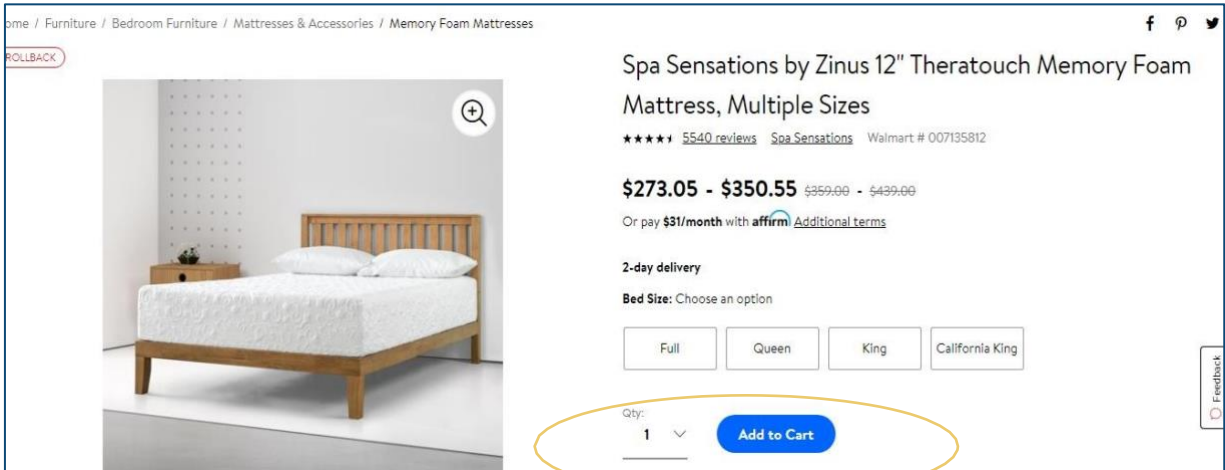
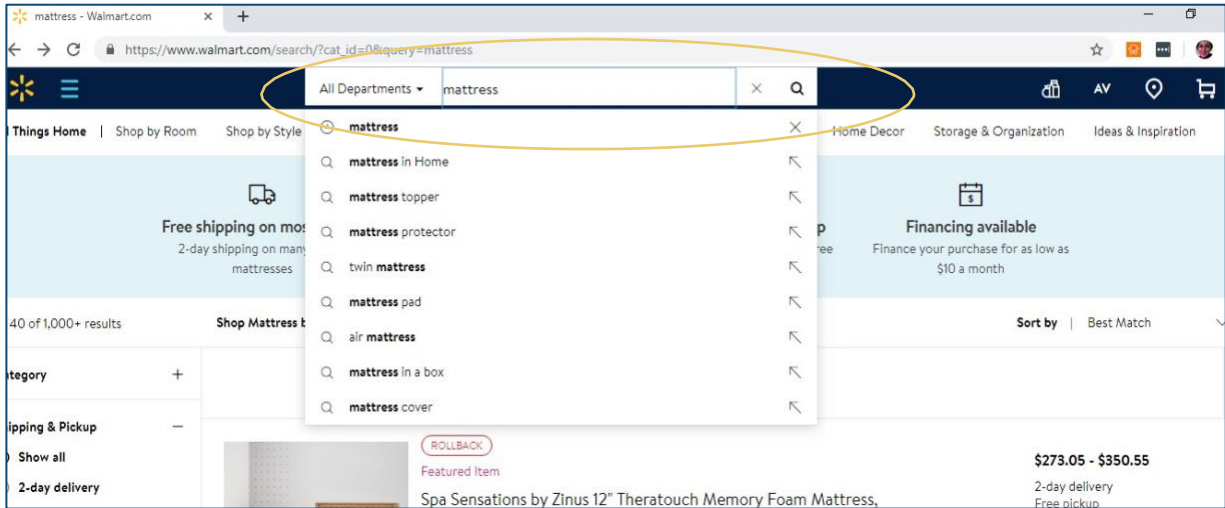


2. Input the requested information and click the CREATE ACCOUNT button.

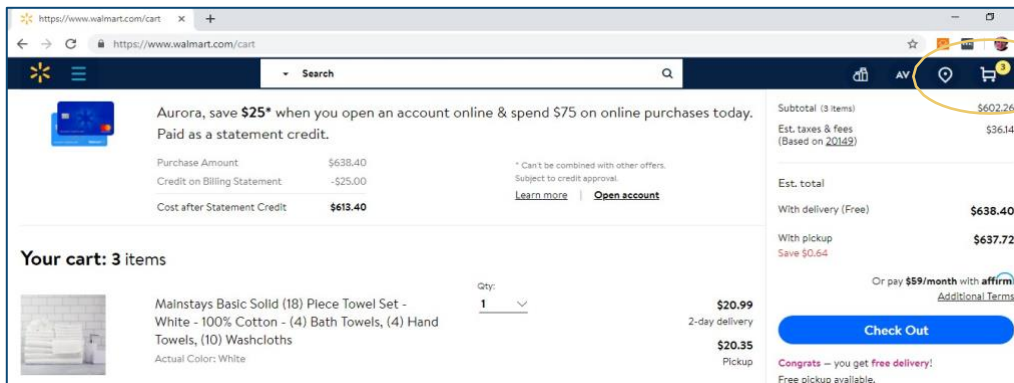




- Once you're logged into your account, use the search bar on the top to find the necessary essential items. Add them to your cart by clicking ADD TO CART.



- Once you've added all essential items to your online shopping cart, click the CART icon to view all of the items you've added and the total amount.



HOW TO CREATE AN ESSENTIAL ITEMS WISHLIST



5. Save this page as a PDF (or take screenshots) and submit the Wishlist as part of your grant application. Your cart should be saved in your account in the meantime.

